



Spring Air

Engineering Energy Savings

MJ Perimeter

Defense

UL/ULC listed for

MJ PERIMETER DEFENSE

FD-B-MJ-I with fresh air

Single Row Island Filter/Cartridge Type

Box Canopy Hood

Exhaust Fire Damper

General Description

The MJ Perimeter Defense hood is NFPA-96 Type 1 listed for use with all temperature ranges on single row, island cooking equipment lineups. The hood is ceiling hung with a maximum mounting height of 87" (2209 mm) from the lower edge of the canopy to the floor. The MJ Perimeter Defense hood box canopy can be tapered to 11" (279 mm) at the front. The hood is finished with a No. 4 finish on exposed sides and is available with fluorescent, incandescent or recessed incandescent lights wired to a J-box.

Efficiency

The MJ Perimeter Defense hood is equipped with UL/ULC listed baffle grease filters or cartridges. Five extraction methods are available with MJ.

VE – Value Engineered – standard grease extraction efficiency Stainless steel baffles.

CA – Medium grease extraction efficiency cartridges with adjustable flow baffles.

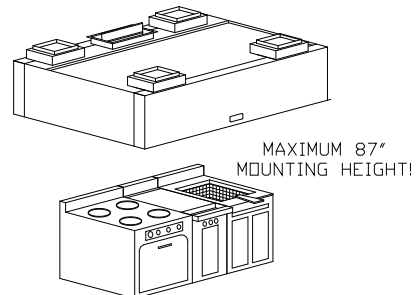
HE – High grease extraction Efficiency Cascade baffles for Enviro applications and reducing grease discharge from buildings.

EC – Easy Clean Teflon – standard grease extraction efficiency baffles for hot, heavy grease laden appliances.

SA – Spark Arrestor – standard grease extraction efficiency, for solid fuel appliances.

Exhaust and Supply

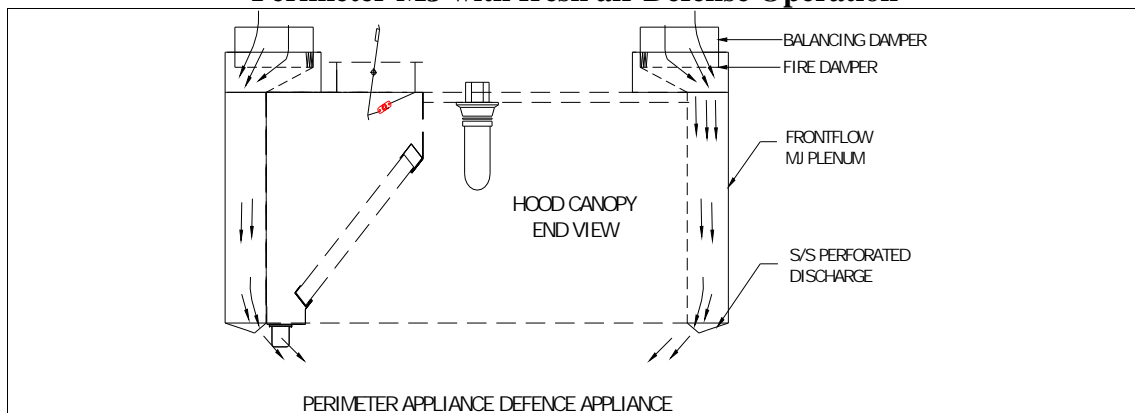
The MJ Perimeter Defense design exhaust volume is based on the appliances under the hood. It's a simple calculation to determine your best exhaust volume for any commercial



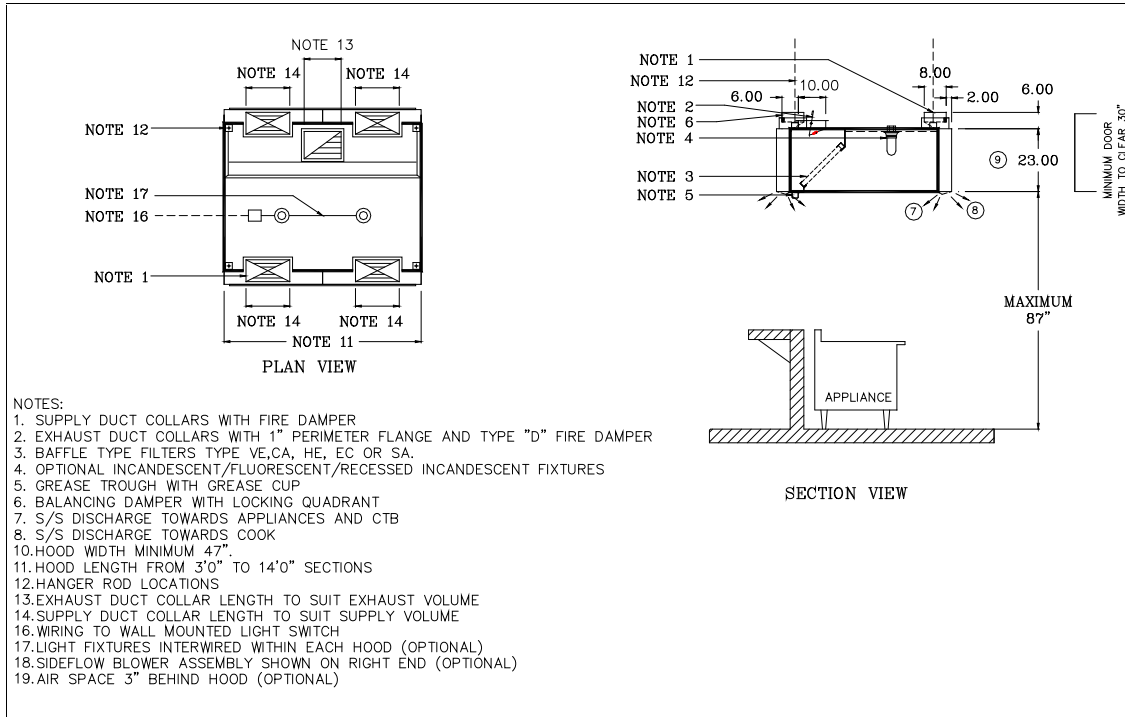
kitchen lineup. The MJ Perimeter Defense hood can be fine-tuned to provide excellent smoke capture with maximum grease extraction.

Introducing supply air back into the kitchen is good engineering practice. An adequate supply of fresh air eliminates cold drafts, and hot spots, enhances the capture capability of the hood and results in a more comfortable kitchen environment. A supply air volume of at least 80% of the total exhaust is recommended. The fresh air should be tempered to between 55 and 75F (13 to 24C). Direct the fresh air to separate diffusers surrounding the hood located in the finished ceiling. The diffusers must be located to eliminate short circuiting the exhaust and drafting. Consult with factory for recommended kitchen diffuser locations. If the hood is required to supply the fresh air directly refer to the Spring Air MB DYNAFLOW specification sheet...

Perimeter MJ with fresh air Defense Operation



Model FDBMJI with fresh air



Spring Air Systems Model No. FD-B-MJ-I with fresh air Hood Specification

The MJ *Dynaflow* Perimeter Defense hood shall be a Spring Air Systems model no. FD-BI-MJ-I with fresh air, single row, island, box canopy, baffle extractor hood, with exhaust fire damper, "MJ" air plenum, UL/ULC listed, NSF certified and built in accordance with the NFPA-96.

The baffle extractors shall be one of the following types:

1. VE – Stainless steel baffles.
2. CA – Cartridges with adjustable flow baffles.
3. HE – High Efficiency Cascade
4. EC – Easy Clean Teflon baffles
5. SA – Spark Arrestor for solid fuel appliances.

The unit casing shall be a minimum 18 GA. stainless steel, with No. 4 finish on all exposed surfaces. The hood shall include UL/ULC listed grease filters mounted in an integral stainless steel rack inclined at 45 degrees. The filter rack shall include a full length stainless steel grease gutter and grease cup.

The exhaust fire damper shall be an arrangement "D", butterfly type, constructed of stainless steel with blade and edge seals. The fire damper shall be activated by a fusible link and dead weight arrangement.

The single row island hood shall be complete with two MJ plenums with supply duct collars complete with balancing damper and fire damper. The fresh air discharges out the bottom of the plenum through a s/s perforated plate along the length of the hood. The fresh air is directed through the bottom of the front and back MJ plenum towards the appliances under the hood. The hood shall have

incandescent/fluorescent/recessed incandescent lights evenly spaced along the length of the hood.

Engineering Data

Item Number: _____
 Model Number: FDBMJI with fresh air
 Number of Sections: _____
 Hood Length: _____
 Hood Width: _____
 Lights: _____
 Exhaust Volume: _____
 No. of Exhaust Duct Collars: _____
 Size of Exhaust Duct Collar: _____
 Exhaust Static Pressure: _____
 No. of MJ blower: _____
 Total FLA – 120V MJ blowers: _____

Fdbmji with fresh air